THE MANDATE FOR A $25 LIVING WAGE FOR ALL

According to one of the largest exit polls this cycle, **78% of voters** say it is important that the candidates they vote for deliver a $25 living wage, and **most voters (57%)** say it is very important or one of their most important issues. BSP Research and the African American Research Collaborative surveyed 10,141 voters for the 2026 Midterm Election Voter Poll.

SHARE SAYING IT IS IMPORTANT THAT CANDIDATES DELIVER $25

78% of all voters

80% of working-class voters

81% of all Texas voters, where the minimum wage is still $7.25

63%+ of Republicans in every racial and ethnic group

Congress can deliver it: the Living Wage For All Act would raise the minimum wage to $25 an hour.

1. MOST VOTERS IN EVERY GROUP CALL IT VERY IMPORTANT

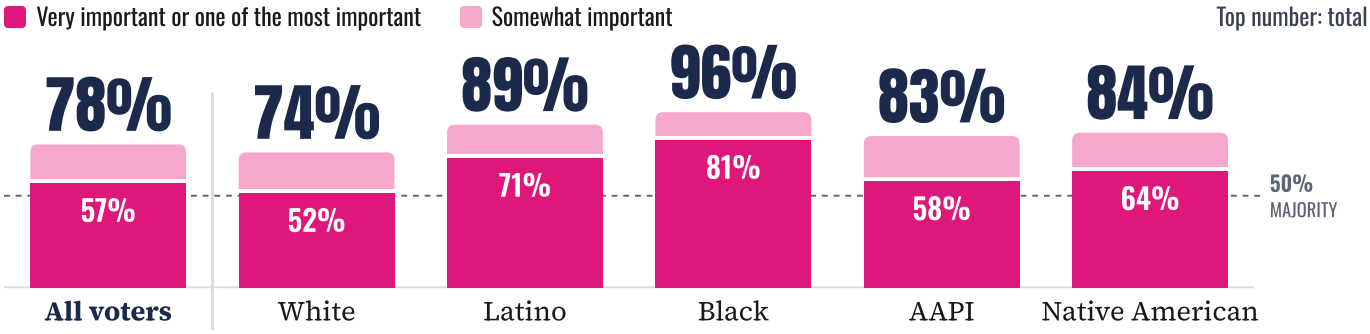

2. WORKING-CLASS VOTERS AGREE

Nationally, **80% of working-class voters** said delivering $25 is important, as did at least 75% in every racial and ethnic group. **Most working-class voters (58%)** said it is very important or one of their most important issues.

The pollsters define working-class voters as those who say they meet expenses with nothing left over, struggle to make ends meet or have major financial troubles.

	All voters	Working-class voters
White	74%	75%
Latino	89%	89%
Black	96%	95%
AAPI	83%	86%
Native American	84%	88%

3. A CLOSER LOOK AT TEXAS AND MICHIGAN

Texas, the second-largest state, still has a $7.25 minimum wage, and **81% of all Texas voters** and **84% of working-class Texans** said delivering $25 is important. Michigan is a closely divided Midwestern state, and large majorities of the Black, Latino and White voters surveyed there agreed.

TEXAS VOTERS

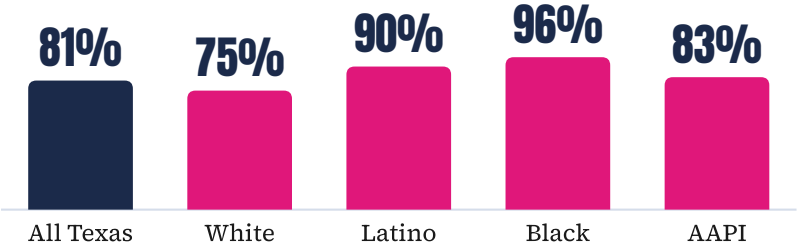

MICHIGAN VOTERS · SWING STATE

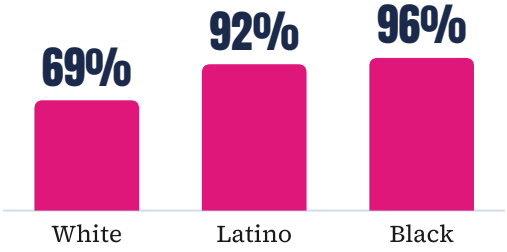

4. A COST-OF-LIVING ELECTION

Cost of living dominated the election, and pay is the part of it Congress sets directly.

53-60%
ranked cost of living among their top three issues: first in every group.

45-57%
live paycheck to paycheck or worse.

5. EARLIER RESEARCH POINTS THE SAME WAY

$26
What voters say a worker needs per hour for a decent life.
DATA FOR PROGRESS · 2023

$29+
What one adult raising one child needs, in every U.S. county.
MIT LIVING WAGE CALCULATOR · 2026

77%
Of working-class Latinos support $25, phased in.
BSP RESEARCH FOR UNIDOSUS · 2026

6. WHAT CONGRESS CAN DO

The federal minimum wage has been $7.25 since 2009. The **Living Wage For All Act** (H.R. 8555; S. 4981) would raise it to $25 an hour and end all subminimum wages.

THE NEW CONGRESS SHOULD MAKE THE LIVING WAGE FOR ALL ACT A DAY ONE PRIORITY.

About the data. 2026 Midterm Election Voter Poll, BSP Research and the African American Research Collaborative: 10,141 voters, Oct. 19–Nov. 3, 2026; phone and online, six languages, weighted; ±0.97 overall, ±1.8 to ±2.6 by group; Texas 2,090 (±2.1), Michigan 996 (±3.1). Crosstabs: 2026electionpoll.us. One Fair Wage is one of the poll's 14 partner organizations. Question: "How important is it to you that candidates you vote for deliver on raising the minimum wage to a living wage of $25 an hour?" "Important" combines "one of the most important issues to me," "very important" and "somewhat important." National and working-class figures: tables the pollsters prepared for One Fair Wage (Nov. 2026); all other poll figures are in the public crosstabs. Working-class samples: 5,098 nationally (±1.4), 1,071 in Texas (±3.0). Michigan results are by group only (the sample is not weighted statewide). In the 50 most competitive House districts, the share calling it important ranged from 73% of White voters to 95% of Black voters, nearly identical to each group's national result. Earlier research: Data for Progress (1,244 likely voters, May 2023); MIT Living Wage Calculator (Feb. 2026); BSP Research for UnidosUS (2,700 working-class Latino adults, 2026).